

RSNA Product & Service Showcase

Lightweight Protect-A-Grid DR Panel Encasement

In response to our customers, Reina Imaging is launching an improved Protect-A-Grid® DRP encasement that features a thinner, lighter-weight design with an easy-to-use positive lock.



Mobile DR panels are, on average, heavier than the CR and film cassettes they've replaced. After the weight of an antiscatter grid is added, it can be a burden for some technologists to position both the panel and the encasement during

portable exams. RI has addressed these weight concerns by reducing the overall weight of the encasement while maintaining the structural integrity.

ReinaImaging



RSNA South Building Booth #4602

Stop by and feel the difference.

800-752-4918

customer_service@reinaimaging.com

www.reinaimaging.com

MRlequip
Non-Magnetic Equipment .com

MRlequip.com has a diverse line of nonmagnetic and PVC products for your MRI environment. **Introducing the first nonferromagnetic wheelchair with 24" wheels and a folding stretcher that will pass ferromagnetic detection systems.** We offer over 1,300 products, including

MRI wheelchairs, MRI stretchers, MRI laryngoscopes, MRI pulse oximeters, MRI safety, MRI stools, MRI furniture, MRI anesthesia equipment, MRI carts, and more. Also including products for stereotactic, ultrasound, and CT imaging. Keep your MRI suite safe with our nonmagnetic equipment. Call or visit us online to request your **free catalog** today.



Contact us at **866-529-3526** or visit our website at **www.mriequip.com**.

Silver Prices at a 30-Year High!

Did you know a barrel of your old x-ray film is worth up to \$300 in silver?

- Why keep x-ray film for longer than your legal liability? Ask us about retention laws.
- We can purge, move, shred, recycle, or store your records. We are experts in HIPAA and HITECH compliance.
- Save thousands in monthly rent by purging off-site records. Most of the time we can cover all purge costs. Let us help lower your off-site costs.
- We are an authorized subcontractor of Kodak.
- See you at **RSNA 2011 Annual Meeting, Booth #9516 in the North Hall.**



Ag Medical Systems, Inc.

800-262-2344

www.AMSilverRebate.com

Develop powerful PACS and medical imaging applications with LEADTOOLS.

Features include robust viewers for WinForms, Silverlight, HTML5, and mobile devices; WCF services for communicating with any PACS; 3D volume reconstruction; DICOM DirectShow Codecs; high- and low-level PACS SCP and SCU controls; secure PACS communication; Print to PACS; comprehensive DICOM data set support; image annotation; extended grayscale image display; and specialized medical image processing. Created with time to market and ROI in mind, LEADTOOLS includes demos, tutorials, example source code, and free technical support to expedite your development life cycle.



LEAD
TECHNOLOGIES
INCORPORATED

For more information, contact by phone at **800-637-4699** or **704-332-5532** or fax to **704-372-8161**.

E-mail **sales@leadtools.com**.

www.leadtools.com

MRI-Safe Tools

Imprex International provides titanium and nonferrous tool solutions for the repair and maintenance of today's MRI, NMR, and other high-Tesla environments. For over 20 years, Imprex International has worked with the top companies, medical device manufactures, and service technicians to provide top-quality hand tools out of titanium and other nonferrous metals that this highly specialized field demands. Imprex International provides ready-to-use tool kits and individual tools to the biggest service industry leaders all the way to the smallest outfits.



For more details, visit www.imprex.net or call **847-364-4930**.



USARAD.com
RADIOLOGY-ON-DEMAND™

Your JC-Accredited Radiology Partner!



WORLD RAD.com
RADIOLOGY-ON-DEMAND™

Global Teleradiology Solutions



FIND RAD.com
RADIOLOGY-ON-DEMAND™

Find a Radiology Center Near You, Schedule Online!



XMRI.com
RADIOLOGY-ON-DEMAND™

eXpert Radiology Second Opinion

Visit us at **RSNA Booth 1635**.

CiD clear image devices LLC

Pedia-Poser™ Pediatric X-Ray Positioning Chair

- Updated design for even easier child positioning.
- Fast, gentle, and secure immobilization of infants through 4-year-olds.
- Patients are gently secured once, with the chair rotating for different views.
- Soft elastic fastener straps help secure arms in the desired pose, and a padded chinstrap is used to achieve the desired head tilt.
- For C-Spine, Chest, Abdominal, and Magnified Airway images.
- Models available for film, CR, and DR systems.
- Constructed from germ-resistant, nonporous polyethylene, and it is easy to keep clean.
- The simplest, most reliable, and "child-friendliest" solution for pediatric positioning.
- User quote: "This device is child friendly and easy to use, both on my technologists and my patients. We have minimized repeats, which means minimizing radiation dose to the patient. We love this device."



For details, call **734-645-6459** or visit www.ClearImageDevices.com.

XRAY RECYCLING OF AMERICA MEDICAL RECORDS MANAGEMENT AND DESTRUCTION

VISIT US AT THE RSNA
BOOTH 1107 LAKESIDE CENTER

- WE REDUCE YOUR STORAGE COSTS
- WE BUY YOUR X-RAY FILM
- WE MANAGE YOUR DESTRUCTION COSTS
- WE MANAGE YOUR RETENTION POLICY
- HIPAA COMPLIANT

PHONE: 847-814-FILM (3456)
E-MAIL: XRAYSILVER1@YAHOO.COM
www.xrayrecycling.net



XRAY RECYCLING OF AMERICA
SILVER RECOVERY

New MRI Lighting Reduces Maintenance, Energy Costs



ETS-Lindgren ZXR LED Down Light & Dimmer Switch

ETS-Lindgren's Med-Vizion ZXR Down Light is a maintenance-free lighting system rated for 80,000 hours of usage. It offers simple installation with plug-and-play connections. Most importantly, compared to traditional incandescent lighting, the environmentally conscious

Med-Vizion lighting offers brighter images with reduced energy consumption, resulting in lower energy bills over time. The optional dimmer switch features a low-voltage plug-and-play interface. One dimmer switch will support up to 16 ZXR Down Light fixtures. Visit us at **RSNA Booth 3629** in the **South Hall**.



400 High Grove Blvd
Glendale Heights, IL 60139
Phone: **630-307-7200**

E-mail: info@ets-lindgren.com
www.ets-lindgren.com/MRI-Lighting

An enormous 53-ft Featherlite medical trailer equipped with radiology technology from UMG/Del Medical will be on display at the **RSNA Scientific Assembly (Booth #2538)** in Chicago, November 27 to December 2. The trailer features multiple slideouts that extend its available floor space to more than 750 sq ft. Though its physical dimension is striking, the medical unit offers much more for the radiology field. It was built to demonstrate the advantages of Featherlite customization and lighter weight, large-footprint aluminum alloy construction.

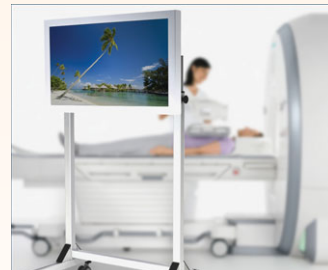
Contact: **Dave Brenno, 641-220-3403**
www.featherlitespecialty.com



NNL LCD Monitor: an MR-Compatible 32-Inch LCD Display

by NordicNeuroLab

With an NNL LCD Monitor and its versatility as fMRI, patient comfort, and procedural MRI display, you can do what you do in ways you never imagined.



The NNL LCD Monitor is an ideal solution for fMRI stimulus delivery. With easy set-up and minimal foot print, it is an excellent alternative to traditional projection-based systems. Playing animated children's classics or calming nature scenes look incredible on its brilliant 32-inch HD display. The NNL LCD Monitor will help reduce the sense of claustrophobia inside the MR scanner, minimize child sedation and attenuate anxiety during scans. With the NNL LCD Monitor, visual therapeutic guidance in the MR is easier than ever. Use the MR-compatible monitor to help guide the physician in surgical planning, aligning devices, navigating to target, and monitoring procedures.

For more details, visit www.nordicneurolab.com, e-mail info@nordicneurolab.com, or call **262-337-0922**.



NordicNeuroLab


making functional MRI easy



ALLPRO Imaging's integrated 360° CR Package. It's a high-performance all-in-one digital imaging solution designed for ease of operation. It includes the ScanX Fit™ Computed Radiography system, computer workstation, PACSmart™ DICOM Imaging Software, imaging plates, plate protectors, cassettes, on-site installation and training, toll-free technical support, and a 12-month swap warranty on the entire package. It's so easy to transition from a film-based imaging operation; use your existing x-ray system and replace film with our reusable, durable phosphor imaging plates.



Visit www.allproimaging.com or call **888-862-4050** to schedule a free demonstration.



Send and receive image studies up to 20 times faster.

Circadence MVO™ 1200 WAN optimization suite cost-effectively increases the speed of image study transfers between multiple locations—improving productivity for medical imaging

and radiology institutions and enabling better patient care. Using a proprietary protocol, Circadence MVO solutions ensure the accurate transfer of unique images and significantly decrease the incidence of corrupt, incomplete, or lost files.

Visit **Circadence®** at **RSNA booth #7356 (North Building, Hall B)**.

For more information, contact **Stephen Holte** at **720-398-0290** or **sholte@circadence.com** or visit **www.circadence.com**.



Advanced ligament analysis and injury assessment technology!

The Spinetech Spinal Analysis Tool™ is an easy-to-use software application and report generator that performs an AMA-compliant Loss of Motion Segment Integrity (LMSI) analysis, utilizing cervical and lumbar flexion/extension x-rays.



Benefits of the spinal analysis tool:

- Advanced technology at an affordable price.
- No hardware upgrades required to perform analysis.
- The Spinal Analysis Tool LMSI report is billable.
- Taking flexion and extension views allows for a higher billing level.
- Great marketing tool for new and existing referral sources.
- Distinguish your radiology center from competitors.

Call us today and mention this ad for special pricing.

For more information, call **888-688-5248** or visit **www.spinetechnimaging.com**.



SAFESCAN®
Revolutionary Systems!
Revolutionary Prices!

SAFESCAN® ferromagnetic detection systems are of the highest quality and are the most cost-effective available.


SAFESCAN® INTERCEPT PILLAR®

The Gold Standard for Ferromagnetic Detection

- Complies with ACR, JCAHO, and VA
- Revolutionary, innovative technology
- Unsurpassed flexibility
- Free-standing or mounted versions
- Variable sensitivity settings accommodate your environment
- Gradiometers significantly reduce false alarms
- SAFESCAN® protected by 12 issued patents
- Mednovus quality, durability, and warranty
- SAFESCAN® INTERCEPT PILLAR® (dual-pillar system)
- SAFESCAN® STAR™ (single-pillar system)
- SAFESCAN® TARGET SCANNER™

RSNA BOOTH 3103

800-788-0617 • tobias.gilk@mednovus.com
www.mednovus.com



Healthcare Innovation. It's something we all strive for. And our medical informatics platform can help you get there. Flexible and extensible, our world-class applications form the framework for any business solution built around an imaging model. With a growing global user community of 20,000, we can offer your solution to the world. Whether you're looking to extend a current product offering or enter a new market, plug your Vision into our Canvas and we'll get there together.

ClearCanvas. We're growing beyond RIS/PACS.



ClearCanvas Inc.
+1-647-547-8006
sales@clearcanvas.ca
www.clearcanvas.ca

Come see us at **Booth #2560.**

Information at Your Fingertips for Better Informed Decisions

Softek Illuminate® is a powerful medical search engine and suite of innovative applications that provide instant access to the clinical and business information you need. Our vendor-neutral solution aggregates data from disparate hospital systems to better inform your decisions.

Illuminate Insight™, Analytics™, OnPatrol™ and ActKnowledge™ give radiologists and administrators a full picture of their patients and practice, from individual patient history and tracking to current trends in ordering, diseases, and quality issues. Improve your practice and deliver better care with the information you need, right at your fingertips.



Call **913-981-5300** or visit www.softekinc.com/illuminate.



ICE specializes in the repair, service, installation, and sales of cryogenic refrigeration systems for MRI magnets



- New and remanufactured parts for Leybold, Balzers, APD, Sumitomo
- Repair depot
- On-site field service
- Superconducting magnet service
- Worry-free maintenance contracts

- Factory-trained service engineers
- Servicing and repairing MRI magnets since 1985

Now available from ICE:

- Siemens Avanto and Espree On Site Cold Head and Compressor Service
- Toshiba Opart On Site Cold Head and Compressor Service
- Philips Panorama On Site Cold Head and Compressor Service

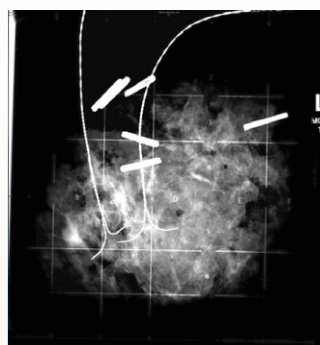
609-294-0012 • Fax: **609-294-0163** • www.cryopumper.com
891 North Main Street • Little Egg Harbor, NJ 08087

If you "LIKE" what you see in

Radiology Today

Find us on **facebook**

to discuss articles, share ideas, and interact with other professionals in your field of expertise.



2View LLC

2View, LLC introduces a major improvement to its 2View Specimen Mammography Container. The lid of the container now includes a radio-opaque grid. This grid (shown) provides a reference system for easily locating areas of interest. The

2View provides 90 degree orthogonal views without compressing or manipulating the specimen itself. The unique combination of orthogonal views, specimen protection, and visible grid makes the 2View the best container for partial mastectomy margin analysis.

For more information, please visit www.2-View.org or call **540-520-0959**.

The Gammex 610 Neonatal Chest Phantom


The Gammex Neonatal Chest Phantom is designed for routine quality assurance monitoring of computed and digital radiography systems. The phantom replicates both anatomic structure and tissue attenuation characteristics of a neonate, approximately 1 to 2 kg in weight. It can be used to provide a measure of image consistency over time. Clinically relevant image quality challenges built into the phantom provide checks for resolution and noise. The phantom is an excellent tool to monitor patient exposure and image quality. Since "dose creep" is especially relevant in pediatric imaging, such monitoring is important.



For more details, contact us at
608-828-7000
 or sales@gammex.com.

Be sure to visit us at **RSNA Booth #8328** in the **North Building**.

Nuance Healthcare can help your radiology practice save time, money, and resources while improving patient safety and care with PowerScribe 360. PowerScribe 360 closes the loop on radiology reporting and communication to manage the utilization of high-tech imaging, eliminate transcription costs, and improve data management and outcomes analysis. Nuance Healthcare invites you to schedule your PowerScribe 360 demo at RSNA.



NUANCE

Please visit Nuance at **booth #2816** at **RSNA** and visit us beforehand online.

Nuance Communications
 One Wayside Road
 Burlington, MA 01803
www.nuance.com/healthcare
800-350-4836

Physician Recruitment Center, bringing physician recruiters and radiologists together!

Physician Recruitment Center
From the publishers of Radiology Today and Aging Well magazine

Physicians | Employers / Recruiters | Career Center

Search Jobs
 Keywords: _____

Physicians
 Set up Job Alerts and create your online resume to let potential employers find you today!
[REGISTER](#)

Employers/Recruiters
 Employers & recruiters, post your open positions to qualified candidates!
[REGISTER](#)

Your need is our niche!

Find Non-Physician Jobs in radiology and geriatric care on [AlliedHealthCareers.com](#)

Physician Recruitment Center is

POWERED BY
JOBTARGET

MEMBER OF THE

Healthcare Job Board Network

MEMBER OF THE

Radiology Job Board Network

Visit www.RadiologyToday.net/physicians